



\*Zero defect manufacturing process

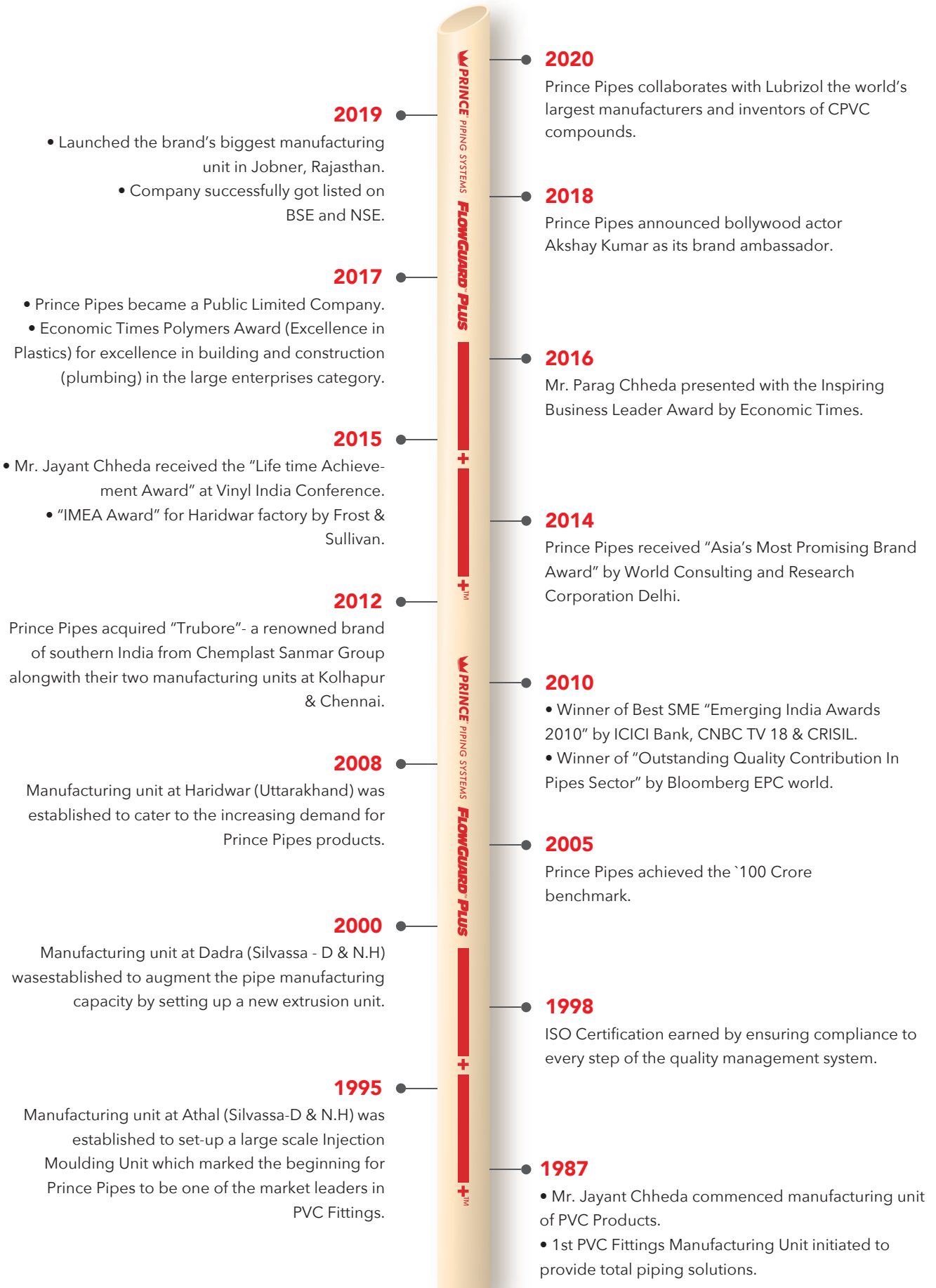


# ZERO DEFECT CHOICE

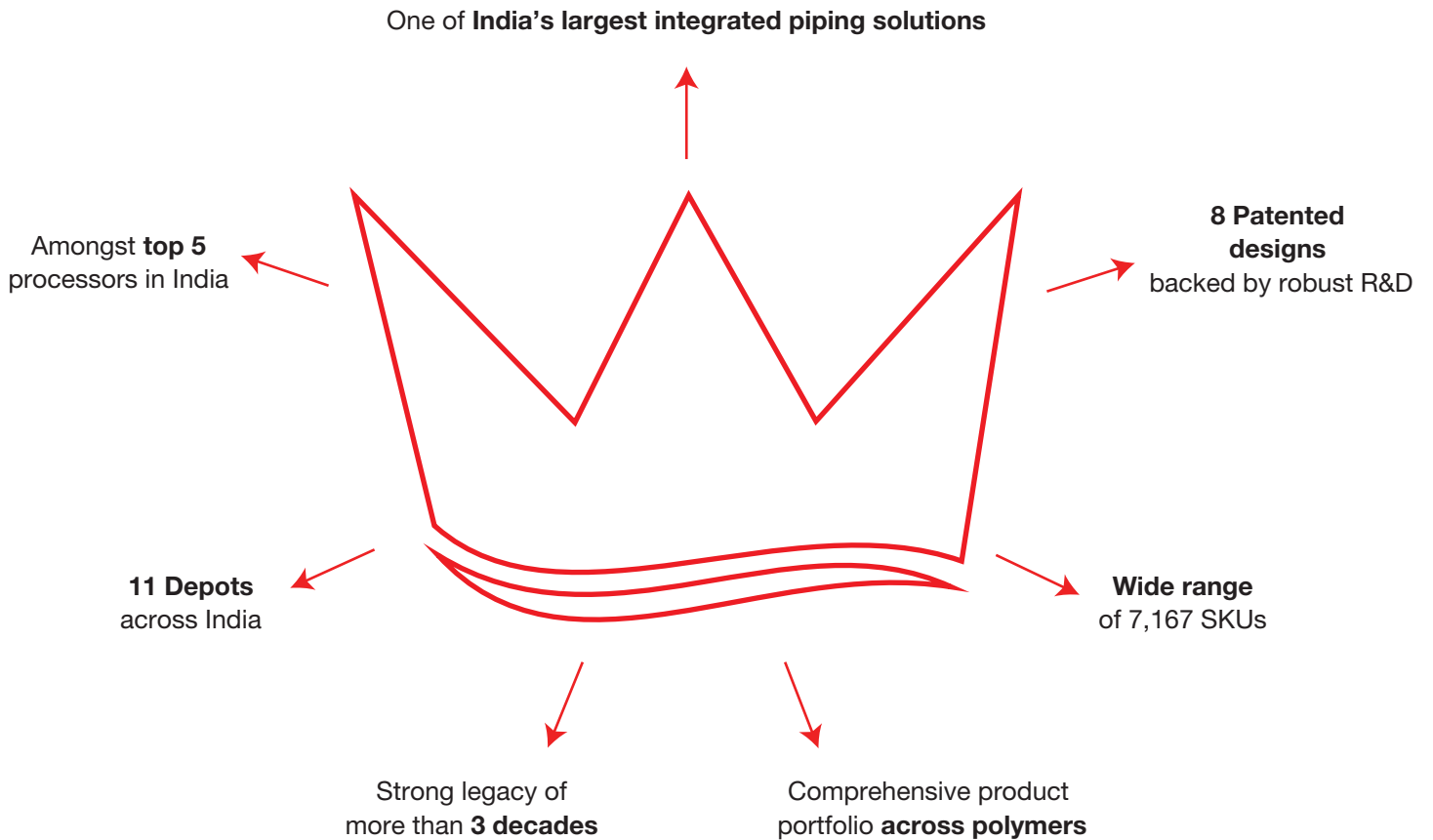


**Product Catalogue**

# THE JOURNEY



## COMPANY OVERVIEW



### RECENTLY VENTURED INTO STORAGE WATER TANKS AND PIPE DUCTING SOLUTIONS



#### TECHNICAL COLLABORATION



#### PRODUCT COLLABORATION





*Shu + Pray's  
Akshay*

AKSHAY KUMAR

## Celebrating the unsung heroes with the world's first plumber song

Plumbers are an integral part of our industry and therefore, deserve recognition for the same. So, we at Prince, decided to pay a special tribute to our plumber friends we fondly refer to as '**Mitra**'.

*Therefore, the first Plumber Anthem ever -*

*Ji ji kar ke baat karo,  
hum toh plumber hain...*

The song first originally released on the occasion of **World Plumbing Day (2018)** in Hindi, got an overwhelming response the moment it went online. The fact that it instantly became a popular caller tune in the plumber community made it even more special. And this year, it's touching many more plumbers across the nation with its various regional versions. We hope this Zero Defect chain keeps growing with every passing year.



# Manufacturing Units

State-of-the-art manufacturing units producing piping systems

**Dadra**  
(Silvassa) Year of Est. 2000



**Athal**  
(Silvassa) Year of Est. 1995



**Kolhapur**  
(Maharashtra) Year of Est. 2012



**Haridwar**  
(Uttarakhand) Year of Est. 2008



**Chennai**  
(Tamil Nadu) Year of Est. 2012



**Jaipur**  
(Rajasthan) Year of Est. 2019



**Sangareddy**  
(Telangana) Year of Est. 2021



# Index

<b>PLUMBING &amp; INDUSTRIAL</b>	FlowGuard Plus <b>06</b> CPVC Plumbing Systems
	Easyfit <b>08</b> UPVC Plumbing Systems
	Greenfit <b>10</b> PP-R Plumbing Systems
	Blue Greenfit <b>12</b> PP-R Industrial Piping Systems
<b>SWR</b>	Easyfit RE <b>14</b> <b>NEW PRODUCT</b> Reclaim Piping Systems
	Silentfit <b>16</b> Low Noise SWR Piping Systems
	Ultrafit <b>18</b> SWR Systems with World-class Seals
	Rainfit <b>20</b> Roofwater Systems
<b>UNDERGROUND</b>	Foamfit <b>22</b> Underground Drainage Piping Systems
	Drainfit <b>24</b> UPVC Underground Drainage Piping Systems
	Corfit <b>26</b> Underground Double Wall Corrugated Pipes & Fittings
	Durafit <b>28</b> Manhole & Chamber Covers
<b>AGRI</b>	Aquafit <b>30</b> Agri-pressure & Non-pressure Pipes & Fittings
	Safefit <b>34</b> Borewell Systems
<b>WATER STORAGE</b>	Storefit <b>40</b> <b>NEW PRODUCT</b> Water Storage Tanks



**FLOWGUARD® PLUS**  
CPVC PLUMBING SYSTEMS™

**50 YEARS**  
TRUSTED AROUND  
THE WORLD

**WORLD'S NO.1\* CPVC**



pw-G-dwv-sw  
U.P. Code

For Copper Tube Size  
CPVC thru 2" Dia.  
(50 mm) Interference Fit

Pipes as per  
IS: 15778



(SDR 11 & 13.5)

ASTM F 441 (SCH 40 & 80)

Fittings as per:

ASTM D 2846 (SDR 11)

ASTM F 438 (SCH 40)

ASTM F 439 (SCH 80)

\*FlowGuard CPVC is No.1 based on the length of pipes installed.



## Overview

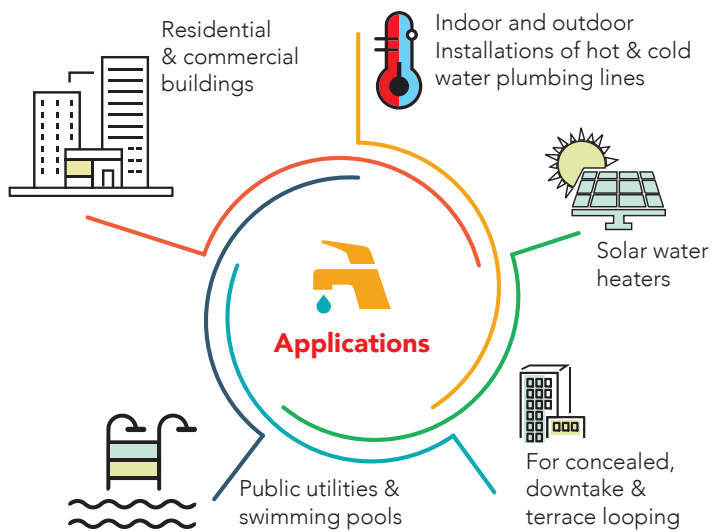
Invented in 1959, used all over the world, established as a trusted product and now brought to you by Prince Pipes, FlowGuard Plus CPVC plumbing systems are built to last for generations. Designed for a service life of 50 years, these CPVC pipes and fittings can withstand temperatures up to 93°C and are ideal for hot and cold water applications. FlowGuard Plus advantage means low bacterial growth and therefore, safe and hygienic water. It is fire retardant and does not support combustion. Moreover, it has high tensile strength, 25% better pressure bearing capacity and unparalleled UV resistance.

## Product range

• **Pipes:** 15 to 250mm (1/2 to 10 inch) • **Fittings:** 15 to 150mm (1/2 to 6 inch)

## Standards

Pipes				Fittings			
Size (mm)	Class	Standard	End Connection	Size (mm)	Class	Standard	End Connection
15 to 50	SDR 11	IS 15778	Solvent Cement Joint	15 to 50	SDR 11	ASTM D 2846	<ul style="list-style-type: none"> <li>Solvent Cement Sockets Joint.</li> <li>For transition joints, fittings with plastic threads &amp; metal threaded inserts.</li> </ul>
15 to 50	SDR 13.5	IS 15778		65 to 100	SCH 80	ASTM F 439	
65 to 250	SCH - 40	ASTM F 441		150	SCH 40	ASTM F 438	
65 to 250	SCH - 80	ASTM F 441		-	-	-	



## Features and benefits

- Lubrizol's NSF/ANSI 14 certified TEMPRITE® 88619 TAN 311 & TEMPRITE® 88096 TAN 311 CPVC compounds respectively
- Suitable for use up to 93°C
- High tensile and impact strength
- Freedom from toxicity, odours and tastes
- Low thermal expansion
- UV resistant
- **25% Higher pressure bearing capacity at higher temperatures**
- Consistent product quality
- Peace of mind assured
- Fire retardant
- No corrosion, leakage, scaling and pitting
- Lowest bacterial growth

## Dimensions

Nominal Bore		Outside Diameter		SDR-11				SDR-13.5			
				Wall Thickness		Working Pressure		Wall Thickness		Working Pressure	
		Min	Max	Min	Max	At 27°C	At 82°C	Min	Max	At 27°C	At 82°C
(mm)	(inch)	(mm)	(mm)	(mm)	(mm)	(Kg/cm <sup>2</sup> )	(Kg/cm <sup>2</sup> )	(mm)	(mm)	(Kg/cm <sup>2</sup> )	(Kg/cm <sup>2</sup> )
15	1/2	15.80	16.00	1.70#	2.20#	28.14	6.93	1.40#	1.90#	22.22	5.60
20	3/4	22.10	22.30	2.00	2.50	28.14	6.93	1.70	2.20	22.22	5.60
25	1	28.50	28.70	2.60	3.10	28.14	6.93	2.10	2.60	22.22	5.60
32	1 ¼	34.80	35.00	3.20	3.70	28.14	6.93	2.60	3.10	22.22	5.60
40	1 ½	41.20	41.40	3.80	4.30	28.14	6.93	3.10	3.60	22.22	5.60
50	2	53.90	54.10	4.90	5.50	28.14	6.93	4.00	4.60	22.22	5.60

Nominal Bore		Outside Diameter		Schedule 40				Schedule 80			
				Wall Thickness		Working Pressure		Wall Thickness		Working Pressure	
				Min	Max	At 23°C	At 82°C	Min	Max	At 23°C	At 82°C
(mm)	(inch)	(mm)	(mm)	(mm)	(mm)	(Kg/cm <sup>2</sup> )	(Kg/cm <sup>2</sup> )	(mm)	(mm)	(Kg/cm <sup>2</sup> )	(Kg/cm <sup>2</sup> )
65	2 ½	73.00 (+/- 0.18)		5.16	5.77	21.10	5.30	7.01	7.85	29.57	7.34
80	3	88.90 (+/- 0.20)		5.49	6.15	18.25	4.58	7.62	8.53	26.00	6.32
100	4	114.30 (+/- 0.23)		6.02	6.73	15.49	3.87	8.56	9.58	22.53	5.60
150	6	168.30 (+/- 0.28)		7.11	7.97	12.64	3.16	10.97	12.29	19.68	4.89
200	8	219.10 (+/- 0.38)		8.18	9.17	11.21	2.85	12.70	14.22	17.54	4.18
250	10	273.10 (+/- 0.38)		9.27	10.39	9.89	2.44	15.06	16.86	16.21	3.87

FlowGuard Plus CPVC has 25% higher pressure bearing capacity at higher temperatures

Note: • Dimensions with '#' are not a function of SDR

• Fittings are suitable for corresponding pipe pressure ratings



# EASYFIT<sup>®</sup>

UPVC Plumbing Systems

**KEEPS YOUR DRINKING WATER  
LEAD-FREE & YOU, TENSION-FREE.**



#Lead free pipes & fittings\*

Pipes as per:  
ASTM D 1785  
(SCH 40 & SCH 80)

Fittings as per:  
ASTM D 2466 (SCH 40)  
ASTM D 2467 (SCH 80)

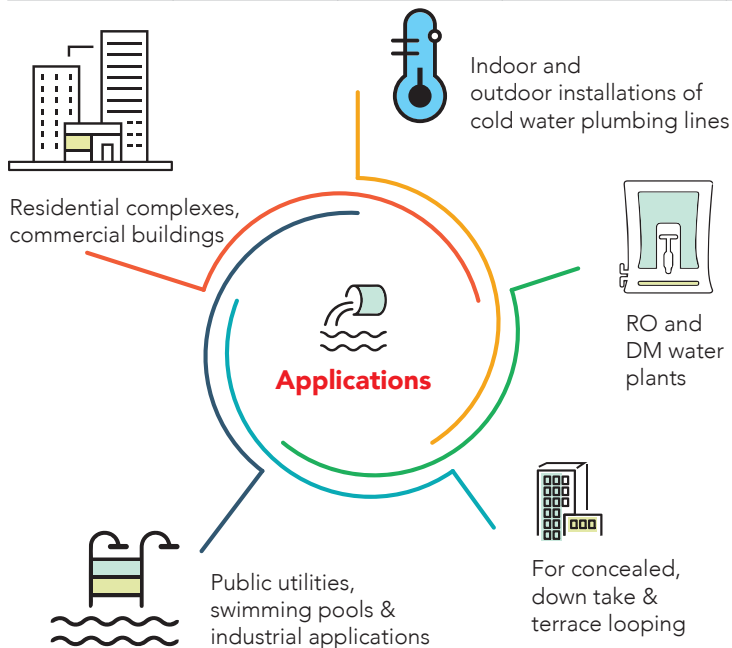
\*except brass fittings

## Product range

• **Pipes:** 15 to 250mm (1/2 to 10 inch) • **Fittings:** 15 to 150mm (1/2 to 6 inch)

## Standards

Pipes				Fittings			
Size (mm)	Class	Standard	End Connection	Size (mm)	Class	Standard	End Connection
15 to 250	SCH - 40	ASTM D - 1785	Solvent Cement Joint and Threaded Joint	15 to 150	SCH - 40	ASTM D 2466	<ul style="list-style-type: none"> <li>Solvent Cement Socket Joint.</li> <li>For transition joints, fittings with plastic threads &amp; metal threaded inserts are available.</li> </ul>
15 to 250	SCH - 80	ASTM D - 1785		15 to 100	SCH - 80	ASTM D 2467	



## Features and benefits

- Proven performance for water temperature from 5°C to 60°C
- Lead-free material ensures safe drinking water
- Self-extinguishing. Does not support combustion
- Fast and easy installation. Saves labour

## Dimensions

Dimensional & working pressure details for Easyfit UPVC Pipes (Solvent Weld) at 23°C

Nominal Bore		Outside Diameter	Sch-40		Sch-80	
			Wall Thickness	Working Pressure	Wall Thickness	Working Pressure
(mm)	(inch)	(mm)	(mm)	(Kg/cm <sup>2</sup> )	(mm)	(Kg/cm <sup>2</sup> )
15	1/2	21.34 +/- 0.10	2.77 + 0.51	42.40	3.73 + 0.51	59.75
20	3/4	26.67 +/- 0.10	2.87 + 0.51	33.75	3.91 + 0.51	48.50
25	1	33.40 +/- 0.13	3.38 + 0.51	31.60	4.55 + 0.53	44.25
32	1 ¼	42.16 +/- 0.13	3.56 + 0.51	26.00	4.85 + 0.58	36.60
40	1 ½	48.26 +/- 0.15	3.68 + 0.51	23.25	5.08 + 0.61	33.00
50	2	60.32 +/- 0.15	3.91 + 0.51	19.65	5.54 + 0.66	28.10
65	2 ½	73.02 +/- 0.18	5.16 + 0.61	21.10	7.01 + 0.84	29.55
80	3	88.90 +/- 0.20	5.49 + 0.66	18.25	7.62 + 0.91	26.00
100	4	114.30 +/- 0.23	6.02 + 0.71	15.50	8.56 + 1.02	22.50
150	6	168.28 +/- 0.28	7.11 + 0.86	12.60	10.97 + 1.32	19.65
200	8	219.10 +/- 0.38	8.18 + 0.99	11.20	12.70 + 1.52	17.50
250	10	273.00 +/- 0.38	9.27 + 1.12	9.90	15.06 + 1.80	16.20

Working pressure details for Easyfit UPVC Fittings (Solvent Weld) at 23°C

Nominal Bore		Sch-40	Sch-80
		Working Pressure	Working Pressure
(mm)	(inch)	(Kg/cm <sup>2</sup> )	(Kg/cm <sup>2</sup> )
15	1/2	25.30	35.85
20	3/4	20.25	29.10
25	1	18.95	26.55
32	1 ¼	15.60	21.95
40	1 ½	13.95	19.80
50	2	11.75	16.85
65	2 ½	--	17.70
80	3	--	15.60
100	4	--	13.50
150	6	7.50	--

Working pressure for Metal Insert Fittings is 15Kg/cm<sup>2</sup>

Note: • For threaded pipes & fittings, the working pressure at 23°C shall be considered as 50% of rating

• Pressure rating of UPVC pipes & fittings is temperature related. Derating factor shall be applied for applications at higher temperatures



# GREENFIT®

PP-R Plumbing Systems

## SUPERIOR PERFORMANCE IN EXTREME TEMPERATURES



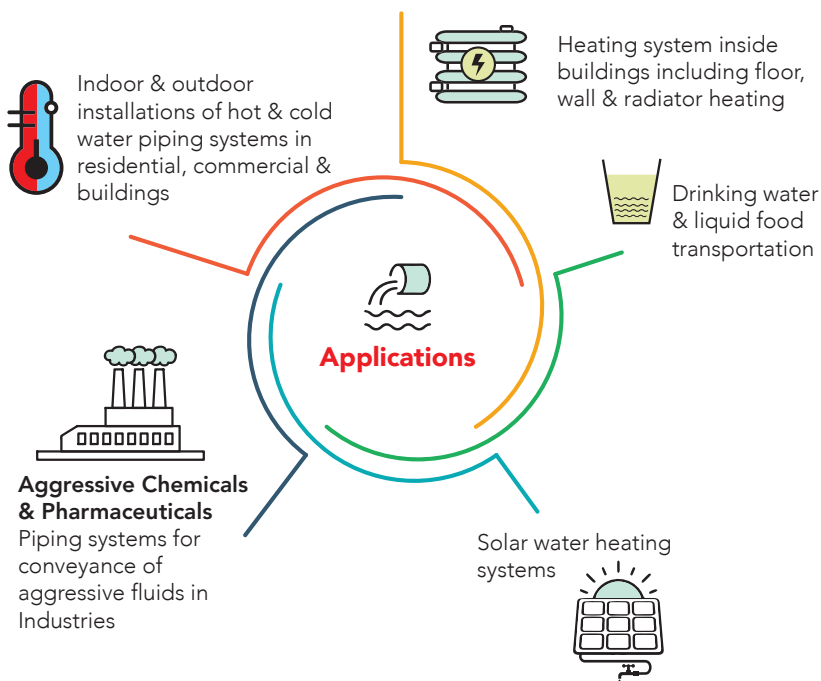
## Product range

- **Pipes:** 20 to 160 mm Single layer & Triple layer
- **Fittings:** 20 to 160 mm
- **Coil Pipe:** 20 & 25 mm
- **Submersible Delivery Pipe:** 90 & 110 mm

## Standards

Pipes				
Size (mm)	Working Pressure (Kg/cm <sup>2</sup> )	Standard	Colour	End Connection
20 to 160	10, 16 & 20	IS: 15801	Single layer pipes - Green Triple layer pipe - Outer layer in Green Inner layer in white Thermex - Black	Poly-fusion welding joint

Fittings				
Size (mm)	Working Pressure (Kg/cm <sup>2</sup> )	Standard	Colour	End Connection
20 to 160	20 & 25	DIN:16962	Green	<ul style="list-style-type: none"> <li>• Socket ends suitable for fusion welding.</li> <li>• For transition joints, fittings with threaded metal inserts</li> </ul>



## Features and benefits

- Proven hot & cold water performance from -20° C to 95° C
- No scaling. Can withstand higher 'pH' values
- UV resistant triple layered pipes are suitable for outdoor installations that are exposed to direct sunlight
- Good chemical resistance - suitable for most industrial liquids
- Heat-fusion jointing results in homogenous plastic system ensuring leak-proof joints
- Very less coefficient of friction, ensures high flow properties, reduce pumping cost
- Antimicrobial inside layer of 3 layered pipe adds to safety against bacterial growth ensuring safe drinking water
- Specially formulated thermex pipes reduce linear expansion / contraction of pipes due to temperature variance, ensuring suitability for outdoor application

**Application note:** Insulation is necessary at Sub Zero Temperature.

## Dimensions

Nominal Size (Outside Diameter)	Wall Thickness		
	SDR 11 (PN 10)	SDR 7.4 (PN 16)	SDR 6 (PN 20)
(mm)	(mm)	(mm)	(mm)
20	1.90	2.80	3.40
25	2.30	3.50	4.20
32	2.90	4.40	5.40
40	3.70	5.50	6.70
50	4.60	6.90	8.30
63	5.80	8.60	10.50
75	6.80	10.30	12.50
90	8.20	12.30	15.00
110	10.00	15.10	18.30
160	14.60	21.90	26.60

INDUSTRIAL



**BLUE GREENFIT®**

PP-R Compressed Air  
Piping Systems

**A ZERO DEFECT SOLUTION FOR  
COMPRESSED AIR APPLICATIONS**



Pipes as per  
IS 15801



Fittings as per  
DIN 16962

## Overview

Compressed air, one of the major sources of industrial energy is being used increasingly in manufacturing and process industries. Modern process equipment, pneumatic controls and instruments need clean and uncontaminated air supply for their smooth functioning. So, what we need is a new-age solution for compressed air and vacuum lines. This piping is given international colour code "Blue Colour" for air transmission. Blue Greenfit industrial piping systems are made of Polypropylene Random Copolymer suitable for air compressors, Instrumentation air, Vacuum & Nitrogen supply. Blue Greenfit is at par with global industry standards and is ideal for pneumatic applications.

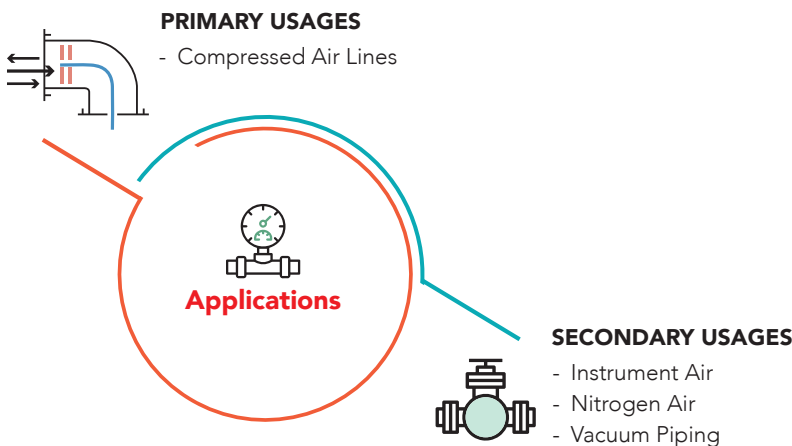
## Product range

- **Pipes:** 20 to 160 mm as per PN 10 & PN 16 PN 20
- **Fittings:** 20 to 160 mm as per PN 20 & PN25

## Standards

Pipes				
Size (mm)	Working Pressure (Kg/cm <sup>2</sup> )	Standard	Colour	End Connection
20 to 160	10, 16 & 20	IS: 15801	Triple layer pipe - Outer layer in Blue Inner layer in White	Poly-fusion welding joint

Fittings				
Size (mm)	Working Pressure (Kg/cm <sup>2</sup> )	Standard	Colour	End Connection
20 to 160	20 & 25	DIN:16962	Blue	Socket ends suitable for poly-fusion welding. For transition joints, fittings with threaded metal inserts.



## Features and benefits

- Can withstand operating temperatures from -20°C to 95°C
- UV resistant triple layered pipes are suitable for outdoor installations that are exposed to direct sunlight
- Heat-fusion jointing results in homogenous plastic system ensuring leak-proof joints
- These joints are better than the conventional metal and aluminium joints
- Smooth inner surface, ensuring least friction for the flowing air
- Negligible creation of moisture leading to corrosion free pipes
- Low thermal conductivity

**Application note:** Insulation is necessary at Sub Zero Temperature.

## Dimensions

Nominal Size (Outside Diameter)	Wall Thickness		
	SDR 11 (PN 10)	SDR 7.4 (PN 16)	SDR 6 (PN 20)
(mm)	(mm)	(mm)	(mm)
20	1.90	2.80	3.40
25	2.30	3.50	4.20
32	2.90	4.40	5.40
40	3.70	5.50	6.70
50	4.60	6.90	8.30
63	5.80	8.60	10.50
75	6.80	10.30	12.50
90	8.20	12.30	15.00
110	10.00	15.10	18.30
160	14.60	21.90	26.60



# EASYFIT<sup>®</sup> RE

Reclaim Piping Systems

**WHAT WE DRAIN IS  
HOW MUCH WE NEED.**



Pipes as per:  
ASTM D 1785 (SCH 40)  
ASTM D 1785 (SCH 80)

Fittings as per:  
ASTM D 2466 (SCH 40)  
ASTM D 2467 (SCH 80)



Reclaimed water  
Not for drinking



## Overview

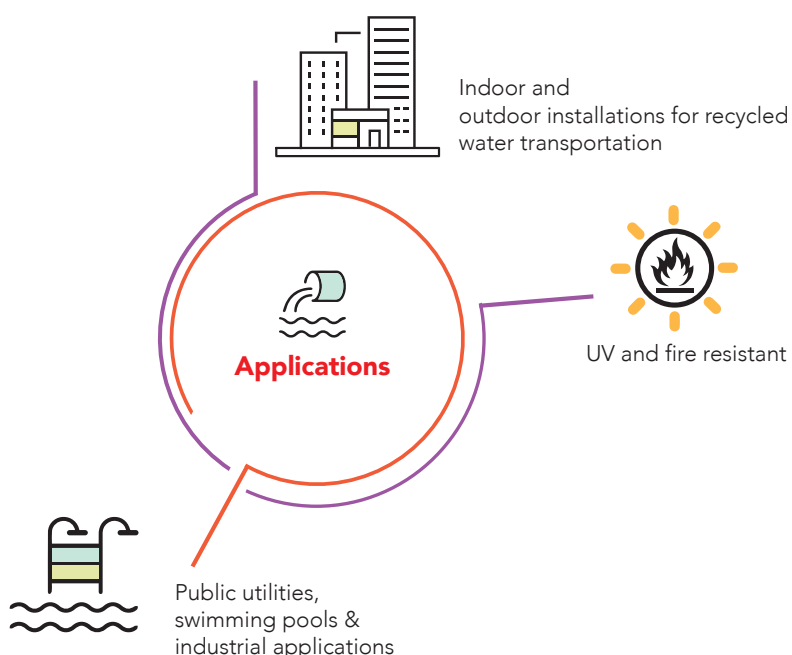
These pipes are specially designed to divert wastewater generated from bathtubs, shower drains, washing machines and kitchen sinks etc. into a system where it can be recycled to replenish depleting water resources. Cost effective, easy to install and UV + Fire resistant, these pipes can be easily identified by their purple color.

## Product range

• **Pipes:** 15 to 250mm (1/2 to 10 inch) • **Fittings:** 15 to 150mm (1/2 to 6 inch)

## Standards

Pipes				Fittings			
Size (mm)	Class	Standard	End Connection	Size (mm)	Class	Standard	End Connection
15 to 250	SCH - 40	ASTM D - 1785	Solvent Cement Joint and Threaded Joint	15 to 150	SCH - 40	ASTM D 2466	<ul style="list-style-type: none"> <li>Solvent Cement Socket Joint.</li> <li>For transition joints, fittings with plastic threads &amp; metal threaded inserts are available.</li> </ul>
15 to 250	SCH - 80	ASTM D - 1785		15 to 100	SCH - 80	ASTM D 2467	



## Features and benefits

- Proven performance for recycled water distribution
- Lead-free material
- Self-extinguishing. Does not support combustion
- Fast and easy installation. Saves labour

## Dimensions

Dimensional & working pressure details for Easyfit UPVC Pipes (Solvent Weld) at 23°C

Nominal Bore		Outside Diameter	Sch-40		Sch-80	
			Wall Thickness	Working Pressure	Wall Thickness	Working Pressure
(mm)	(inch)	(mm)	(mm)	(Kg/cm <sup>2</sup> )	(mm)	(Kg/cm <sup>2</sup> )
15	1/2	21.34 +/- 0.10	2.77 + 0.51	42.40	3.73 + 0.51	59.75
20	3/4	26.67 +/- 0.10	2.87 + 0.51	33.75	3.91 + 0.51	48.50
25	1	33.40 +/- 0.13	3.38 + 0.51	31.60	4.55 + 0.53	44.25
32	1 ¼	42.16 +/- 0.13	3.56 + 0.51	26.00	4.85 + 0.58	36.60
40	1 ½	48.26 +/- 0.15	3.68 + 0.51	23.25	5.08 + 0.61	33.00
50	2	60.32 +/- 0.15	3.91 + 0.51	19.65	5.54 + 0.66	28.10
65	2 ½	73.02 +/- 0.18	5.16 + 0.61	21.10	7.01 + 0.84	29.55
80	3	88.90 +/- 0.20	5.49 + 0.66	18.25	7.62 + 0.91	26.00
100	4	114.30 +/- 0.23	6.02 + 0.71	15.50	8.56 + 1.02	22.50
150	6	168.28 +/- 0.28	7.11 + 0.86	12.60	10.97 + 1.32	19.65
200	8	219.10 +/- 0.38	8.18 + 0.99	11.20	12.70 + 1.52	17.50
250	10	273.00 +/- 0.38	9.27 + 1.12	9.90	15.06 + 1.80	16.20

Working pressure details for Easyfit UPVC Fittings (Solvent Weld) at 23°C

Nominal Bore		Sch-40	Sch-80
		Working Pressure	Working Pressure
(mm)	(inch)	(Kg/cm <sup>2</sup> )	(Kg/cm <sup>2</sup> )
15	1/2	25.30	35.85
20	3/4	20.25	29.10
25	1	18.95	26.55
32	1 ¼	15.60	21.95
40	1 ½	13.95	19.80
50	2	11.75	16.85
65	2 ½	--	17.70
80	3	--	15.60
100	4	--	13.50
150	6	7.50	--

Working pressure for Metal Insert Fittings is 15Kg/cm<sup>2</sup>

Note: • For threaded pipes & fittings, the working pressure at 23°C shall be considered as 50% of rating  
• Pressure rating of UPVC pipes & fittings is temperature related. Derating factor shall be applied for applications at higher temperatures

SWR



# SILENTFIT®

Low Noise SWR Piping Systems

**A PREMIUM DRAINAGE SYSTEM  
THAT SILENTLY DOES ITS JOB**



**<11DB@2lps**



## Overview

With inevitably noisy urban outdoors, it becomes important to ensure silence and peace of mind indoors. Introducing Prince Silentfit - premium noise insulated drainage piping systems. Made of three layers - the outer and inner layers are made of UPVC material while the middle layer is made of specially formulated PVC serving as a noise insulator the result is silent operation with efficient drainage.

## Product range

### • Pipes:

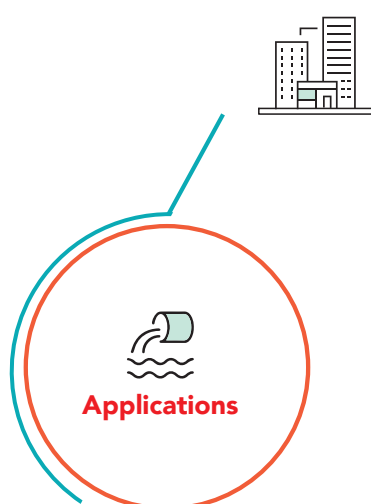
- **Rubber Ring Joint:** 75, 110 & 160 mm
- **Solvent Joint:** 40, 50, 63, 75, 110, 160 mm

### • Fittings:

- **Rubber Ring Joint:** 75, 110 & 160 mm
- **Solvent Joint:** 40, 50, 63, 75, 110, 160 mm

## Reference Standards

Pipes			Fittings		
Size (mm)	Standard	End Connection	Size (mm)	Standard	End Connection
40, 50, 63, 75, 110, 160	-	Solvent & Rubber Ring joint	40 to 160	-	Solvent & Rubber Ring joint



Residential and Commercial buildings that require a high level of noise protection (hospitals, educational institutes, offices, business premises & high-rise buildings etc.) Where high level of noise protection is required.

## Features and benefits

- Silent operation
- Compatible with other drainage products
- Sockets with rubber sealing rings allow for thermal expansion & contraction of the pipeline
- The jointing and installation procedures are similar to a regular UPVC SWR piping system
- Self-extinguishing. Does not support combustion.
- Rubber sealing rings ensure firm insertion joints, zero leakage and prevent noise transmission
- Long life

## Dimensions

Nominal Size (Outside Diameter)	Mean Outside Diameter		Wall Thickness	
	Minimum	Maximum	Minimum	Maximum
(mm)	(mm)	(mm)	(mm)	(mm)
40	40.00	40.20	5.30	5.50
50	50.00	50.20	5.30	5.50
63	63.00	63.30	5.30	5.50
75	75.00	75.30	5.30	5.50
110	110.00	110.30	5.30	5.50
160	160.00	160.40	5.30	5.50

SWR



# ULTRAFIT<sup>®</sup>

SWR Systems  
With World Class Seals

**LEAK-PROOF SEWAGE FOR  
SEEPAGE-PROOF STRUCTURES.**



Pipes as per  
IS 13592



Fittings as per  
IS 14735

## Product range

### • Pipes:

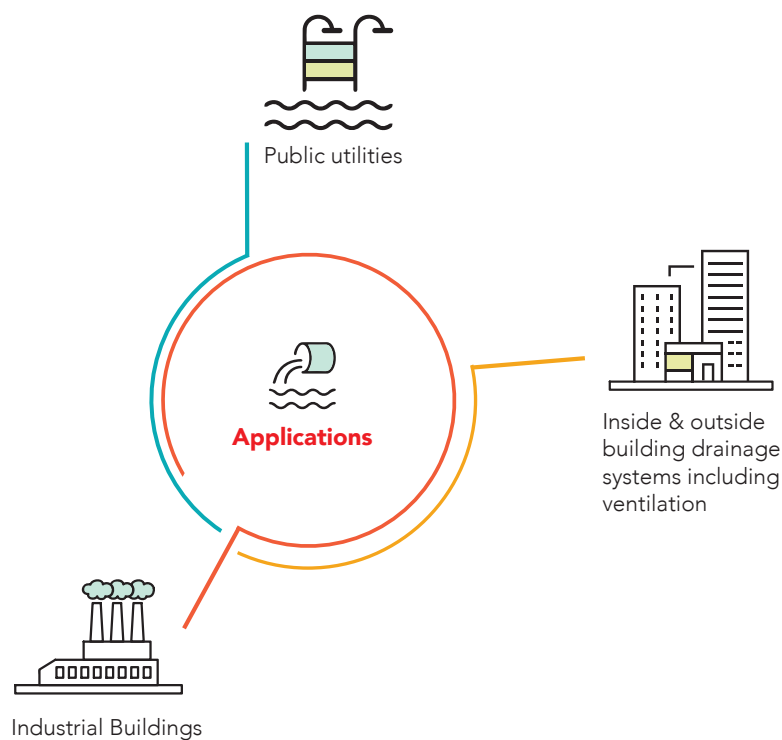
40 to 160 mm nominal diameter.

### • Fittings:

- **Rubber Ring Joint:** 75, 90, 110 & 160 mm
- **Solvent Joint:** 40 to 160 mm

## Standards

Pipes				Fittings		
Size (mm)	Standard	Type	End Connection	Size (mm)	Standard	End Connection
40 to 160	IS 13592	<b>Type A</b> For ventilation pipe work, rain water discharge and harvesting.	Rubber Ring & Solvent Joint	75, 90, 110, 160	IS 14735	Rubber Ring Joint
		<b>Type B</b> For soil and waste discharge system.		40 to 160		Solvent Joint



## Features and benefits

- Lighter but strong
- Compatible with other drainage products
- Easy to install with low assembly force
- Smooth bore
- Cost-efficient
- World-class seals ensure long term sealing performance against leakage.

## AERATOR

SOLVENT JOINT | RUBBER RING JOINT  
FOR SINGLE STACK SYSTEM



## Technical details

Nominal Size (Outside Diameter)	Mean Outside Diameter		Wall Thickness			
			Type A		Type B	
	Minimum	Maximum	Minimum	Maximum	Minimum	Maximum
(mm)	(mm)	(mm)	(mm)	(mm)	(mm)	(mm)
40	40.00	40.30	1.80	2.20	3.20	3.80
50	50.00	50.30	1.80	2.20	3.20	3.80
63	63.00	63.30	1.80	2.20	3.20	3.80
75	75.00	75.30	1.80	2.20	3.20	3.80
90	90.00	90.30	1.90	2.30	3.20	3.80
110	110.00	110.40	2.20	2.70	3.20	3.80
160	160.00	160.50	3.20	3.80	4.00	4.60

SWR



# RAINFIT<sup>®</sup>

Roofwater Systems

**EFFICIENT FOR RAIN WATER  
COLLECTION AND CONVEYANCE**



## Overview

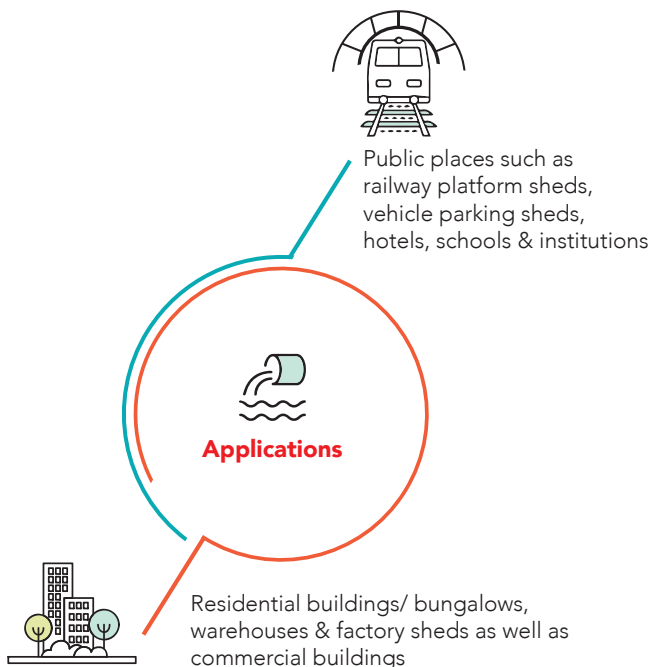
Rainfit Roofwater Systems are broadly used for collection and conveyance of rainwater. These specifically include storage in tanks and pits, recharging borewells, shafts and wells; and augmenting the underground water table through a proper mechanism to percolate soil.

## Product range

- **Pipes:**
  - **Half Round Pipes** (uPVC): 140, 180, 250 mm
  - **Downtake Pipes** (uPVC): 75, 110, 160 mm
- **Fittings:** (PP) 75, 110, 140, 160, 180, 250 mm

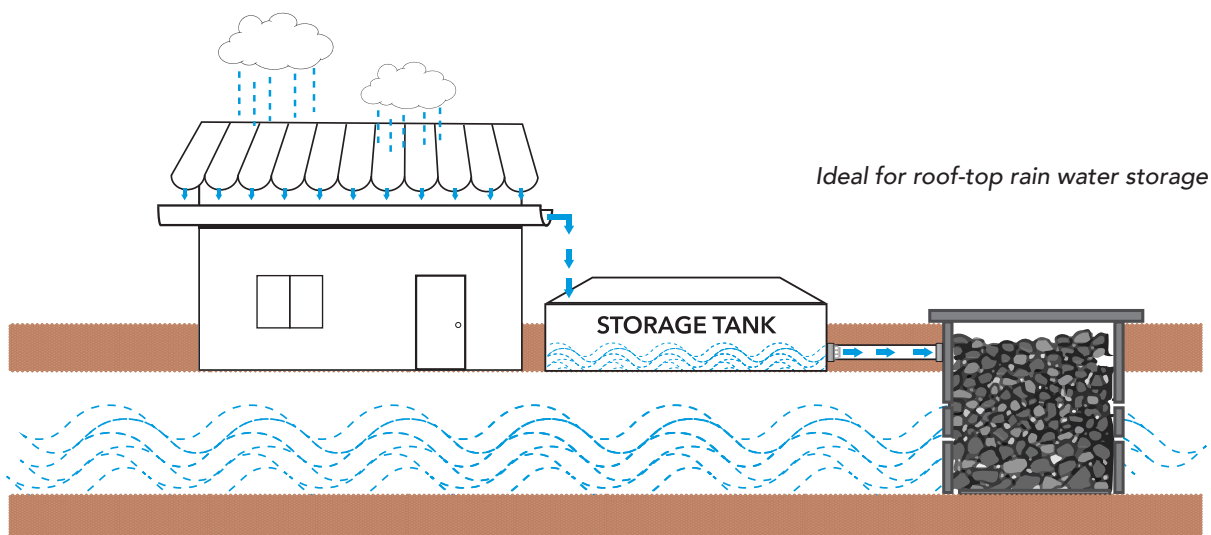
## Standards

Pipes		Fittings	
Size (mm)	End Connection	Size (mm)	End Connection
Half Round Pipes - 140, 180, 250 Downtake Pipes - 75, 110, 160	<ul style="list-style-type: none"> <li>• Elastomeric rubber seal with clamps for half round pipes.</li> <li>• Solvent Joint &amp; Rubber ring Joint for Down take pipes</li> </ul>	75, 110, 140, 160, 180, 250	Elastomeric rubber seal with clamps




## Features and benefits

- Advanced system design ensures effective collection of roof water and efficient discharge
- High mechanical and chemical strength can withstand aggressive environment
- Light weight, easy to handle, store and transport
- Easy to install Saves cost
- Long service life
- UV stabilized - can be installed in areas directly exposed to sunlight
- Smooth and glossy appearance gives it an attractive look



UNDERGROUND



# FOAMFIT®

Underground Drainage  
Piping Systems

**LIGHT WEIGHT SOLUTION FOR  
LONG LASTING DRAINAGE APPLICATION**



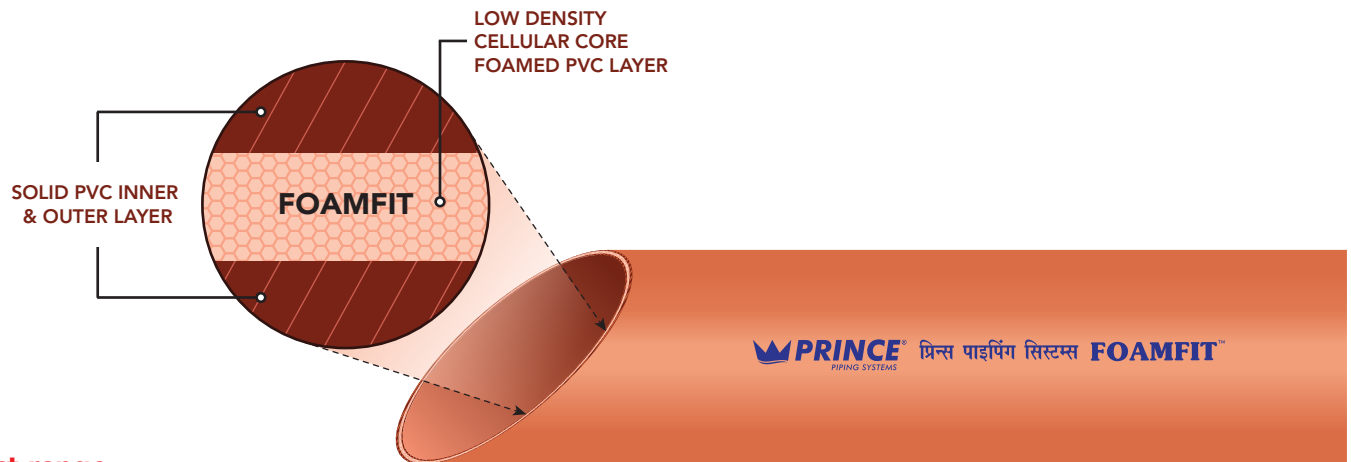
Pipes as per  
IS 16098  
(Part 1)





## Overview

An advanced drainage and sewerage solution, these multi-layer pipes are ideal for housing and government developments. While the outer and innermost layers give the pipe a great load bearing capacity, the middle layer provides firmness to the overall pipe structure. In short, better strength with a lighter weight as compared to solid wall PVC pipes.

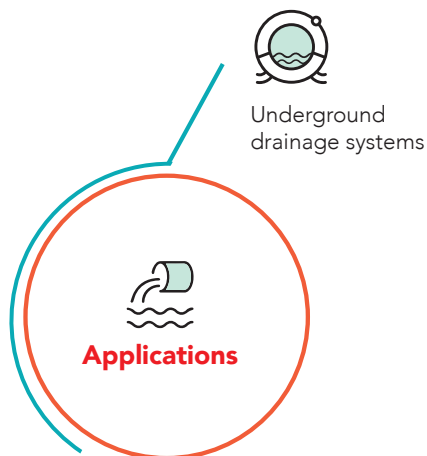


## Product range

- **Pipes:** 110, 160, 200, 250, 315 mm
- **Fittings:** 75, 110 & 160 mm

## Standards

Pipes			Fittings	
Size (mm)	Standard	End Connection	Size (mm)	End Connection
SN 2 - 160, 200, 250, 315	IS 16098 (part 1)	Elastomeric Sealing Ring Joint & Solvent Joint	75, 110 & 160	Elastomeric Sealing Ring Joint & Solvent Joint
SN 4 - 110, 160, 200, 250, 315				
SN 8 - 110, 160, 200, 250, 315				



## Features and benefits

- Lighter than solid wall UPVC pipe yet strong
- Easy for underground installations
- Available in long length of 6 meter so minimum joints ensuring less chances of leakage
- Compatible with other drainage & sewerage products
- Long life due to improved strength
- Cost saving
- Easy to install
- Anti rodent

## Dimensions

Nominal Size (Outside Diameter)	Mean Outside Diameter		Wall Thickness					
			SN2 (SDR 51)		SN4 (SDR 41)		SN8 (SDR 34)	
	Minimum	Maximum	Minimum	Maximum	Minimum	Maximum	Minimum	Maximum
(mm)	(mm)	(mm)	(mm)	(mm)	(mm)	(mm)	(mm)	(mm)
110	110.00	110.40	-	-	2.80	3.30	3.20	3.70
160	160.00	160.50	3.20	3.70	4.00	4.60	4.70	5.40
200	200.00	200.60	3.90	4.50	4.90	5.60	5.90	6.70
250	250.00	250.80	4.90	5.60	6.20	7.00	7.30	8.30
315	315.00	316.00	6.20	7.00	7.70	8.70	9.20	10.40

UNDERGROUND



# DRAINFIT™

UPVC Underground  
Drainage Piping Systems

FOR UNDERGROUND DRAINAGE  
APPLICATION



Pipes as per  
IS 15328



Fittings as per  
EN-1401-1

## Overview

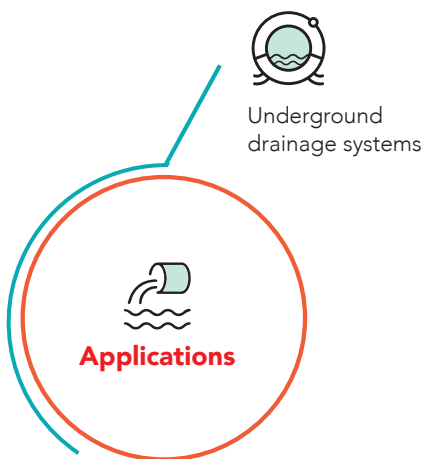
Drainfit Pipes are noticeably lighter and less expensive than existing PVC pipes/ concrete pipes. These pipes are interchangeable with solid wall pipes and are compatible with regular PVC fittings. We have introduced rubber and solvent fittings to offer a complete range of drainage piping systems.

## Product range

- **Pipes:** 63 to 400 mm
- **Fittings:** 75, 110 & 160 mm
- **Inspection Chamber:**
  - **Blanking Plug:** 110 mm
  - **Straight Through:** 315 x 110 mm
  - **Left or Right 90° Bend:** 315 x 110 mm
  - **Left Hand 90° Junction:** 315 x 110 mm
  - **Right Hand 90° Junction:** 315 x 110 mm
  - **Left Hand 45° & 90° Junction:** 315 x 110 mm
  - **Right Hand 45° & 90° Junction (Moulded):** 315 x 110 mm
  - **Riser (200mm Long):** 315 mm

## Standards

Pipes			Fittings		
Size (mm)	Standard	End Connection	Size (mm)	Standard	End Connection
SN 2 - 160 to 400 SN 4 - 125 to 400 SN 8 - 63 to 400	IS 15328	Elastomeric Sealing Ring & Solvent Joint	75, 110 & 160	EN-1401-1	Elastomeric Sealing Ring & Solvent Joint



## Features and benefits

- Leak proof
- Long life
- Anti-rodent
- Easy transportation, light in weight and easy in wet condition
- Fast and easy installation, even in wet conditions
- Resistance to abrasion, smooth bore pipes reduces the risk of blockage
- Good Impact resistance



Inspection Chamber

Inspection Chamber		
Size (mm)	Combination	Invert Depth (mm)
315	1. Base	195
	2. Base with 01 no. riser	355
	3. Base with 02 no. riser	515
	4. Riser with 03 no. riser	675

## Dimensions

Nominal Size (Outside Diameter)	Mean Outside Diameter		Wall Thickness					
			SN2 (SDR 51)		SN4 (SDR 41)		SN8 (SDR 34)	
	Minimum	Maximum	Minimum	Maximum	Minimum	Maximum	Minimum	Maximum
(mm)	(mm)	(mm)	(mm)	(mm)	(mm)	(mm)	(mm)	(mm)
63	63.00	63.30	-	-	-	-	2.70	3.10
75	75.00	75.30	-	-	-	-	2.80	3.30
90	90.00	90.30	-	-	-	-	2.90	3.40
110	110.00	110.40	-	-	-	-	3.20	3.70
125	125.00	125.40	-	-	3.20	3.70	3.70	4.40
160	160.00	160.50	3.20	3.70	4.00	4.60	4.70	5.40
200	200.00	200.60	3.90	4.50	4.90	5.60	5.90	6.70
250	250.00	250.80	4.90	5.60	6.20	7.00	7.30	8.30
315	315.00	316.00	6.20	7.00	7.70	8.70	9.20	10.40
400	400.00	401.20	7.90	8.90	9.80	11.00	11.70	13.10

UNDERGROUND



# CORFIT<sup>®</sup>

Underground Double Wall  
Corrugated Pipes

**A REVOLUTION TODAY FOR  
A CLEANER INDIA TOMORROW**



Pipes as per  
IS 16098-2



## Overview

Corfit DWC\* Pipes and fittings are manufactured using HDPE polymer. These pipes are resistant to various types of gases & chemicals which are generated due to putrefaction of various ingredients flowing in the system.

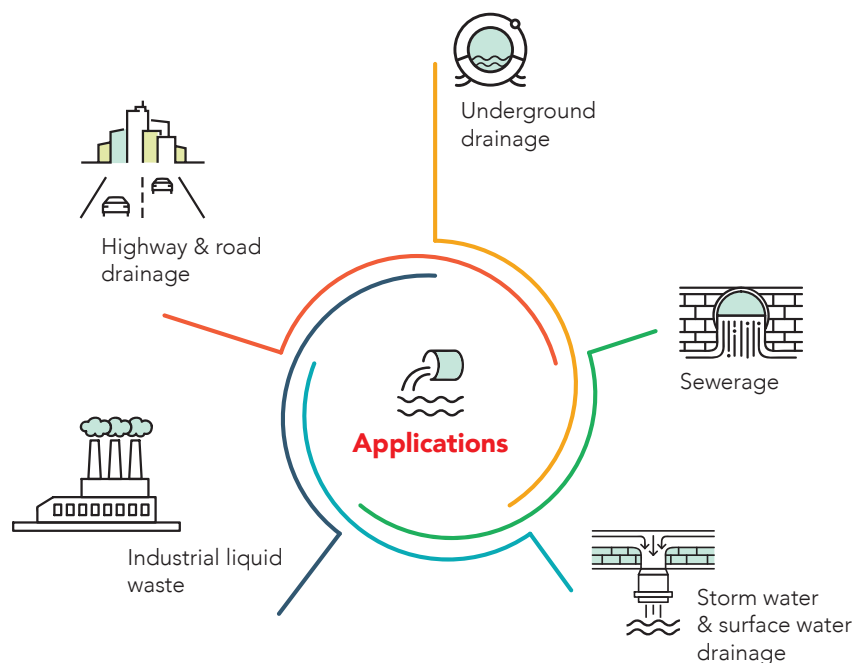
Corfit DWC\* Pipes are manufactured as per IS 16098 (Part-2), have a smooth internal surface and corrugated external surface. The corrugated external surface provides greater stiffness, withstands soil movements & takes higher loads (static & dynamic), whereas the internal surface helps in smooth flow of sewerage.

## Product range

- **Pipes:** 100 to 1000 mm nominal diameter
- **Fittings:** 100 to 500 mm
- **Inspection Chamber (PVC & DWC End Connection):** 600 & 315 mm nominal diameter
- **Manhole Chamber:** 600 X 500, 600 X 750, 600 X 1000 & 600 X 1250 mm

## Standards

Pipes				Fittings		
Size (mm)	Class	Standard	End Connection	Size (mm)	Standard	End Connection
100 to 1000	SN4 & SN8	IS 16098 - Part 2	Rubber Ring Joint	100 to 500	-	Rubber Ring Joint



## Features and benefits

- Easy to handle, transport and store
- Easy to install
- Superior performance than RCC Pipes
- Long life
- Available in long length of 6 meter so minimum joints ensuring less chances of leakage
- Corrosion & abrasion resistant
- Anti-rodent material

## Dimensions

Pipe Sizes (mm)	Socket Length (min) (mm)
100	32
150	43
170	48
200	54
250	59
300	64
400	74
500	85
600	96
800	118
1000	140

## Inspection Chamber



315mm Inspection Chamber



600mm Inspection Chamber with closed side inlets



600mm Inspection Chamber with open side inlets

Note: Open & closed side inlet is available in 600mm. As per site requirement, the required size and side to be cut before installation.

\*DWC - Double Wall Corrugated



# DURAFIT™

FRP Manhole & Chamber Covers

**CORROSION-FREE. SKID-FREE.**



## Overview

Durafit FRP Manhole & Chamber Covers with frames are light weight & are superior to the conventional cast iron, ductile iron & RCC covers. The covers are available in various standard sizes with load bearing capacity from 1.5 to 40 tons.

## Product range

### • Chamber Cover

- **Circular:** 315 mm
- **Square:** 10 X 10, 12 X 12, 18 X 18 inch
- **Rectangular:** 18 X 24 inch

### • Gully Cover: 450, 500, 600 & 900 mm

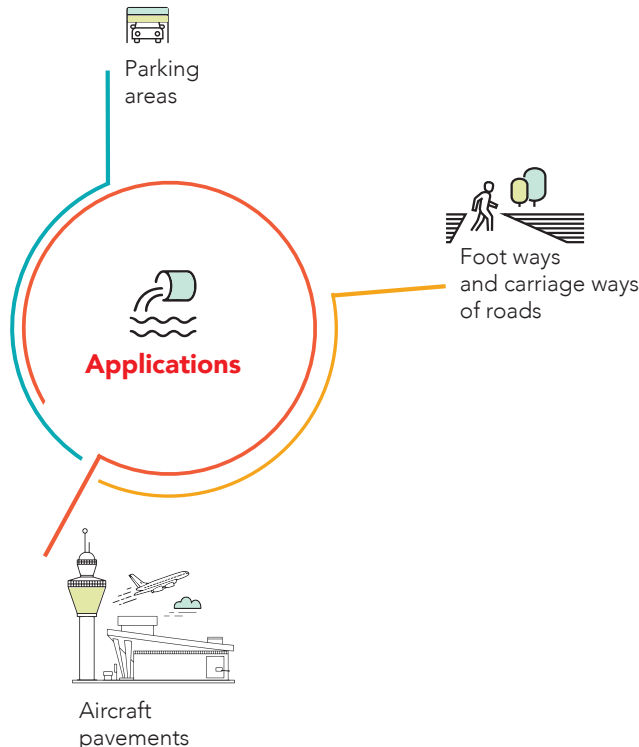
### • Manhole Covers

- **Circular:** 530, 600 & 900 mm
- **Square:** 300, 450, 600, 900, 1000, & 1200 mm
- **Rectangular:** 600 X 450, 900 X 450, 900 X 600 & 1200 X 900 mm
- **Recessed Manhole Cover:** 450 X 450 & 600 X 600 mm

## Standards

Durafit Manhole covers are tested as per **BS EN 124 1994** for gully tops & manhole tops for vehicular & pedestrian areas. Load & permanent set testing for following classes:

A-15kN (1.5 ton)	Areas which can only be used by pedestrians and pedal cyclists.
B-125kN (12.5 ton)	Carriage ways of roads (including pedestrian streets), hard shoulders and parking decks.
C-250kN (25.0 ton)	For gully tops installed in the area of kerbside channels of roads.
D-400kN (40.0 ton)	Carriage ways of roads (including pedestrian sheets), hard shoulders and parking areas for all types of road vehicles



## Features and benefits

### 1. Protection against theft with greater safety options

- Zero theft value, reducing potential accident and maintenance cost further caused by thieves
- Locks are available as an option molded into the cover to improve security rate
- Surface anti-slip thread guarantees safe road conditions even in extreme weather

### 2. Light-weight

- 50% lighter compared to cast iron manhole covers
- Its lighter weight allows more loading per vehicle and convenient transportation thus saving freight
- Allows safer working conditions - a single worker is enough during installation without a risk of injury

### 3. Durable service life

- Anti-corrosion, well-sealed, prevents poisonous gases, water, dust and pests from leaking out
- Withstands temperatures from - 40°C to 200°C

### 4. High Load Rating & Strength

- Similar hard property as cast iron, while having an overwhelming advantage on stretch recovery
- Designed to meet and exceed A15/B125/C250/D400 load rating, according to En124:1994
- Less noise & lower vibration transmissions

AGRI



# AQUAFIT<sup>®</sup>

Agri Pressure & Non Pressure  
Piping Systems

**AN EVERGREEN SOLUTION.**



#Lead free pipes & fittings\*

Pipes as per  
IS 4985



Fittings as per  
IS 7834

\*except brass fittings



## Overview

**Pressure & Non-Pressure** Pipes are manufactured in accordance with IS:4985 covering a complete range from 20 mm to 400 mm. They are available in pressure rating 2.5 Kg/cm<sup>2</sup>, 4 Kg/cm<sup>2</sup>, 6 Kg/cm<sup>2</sup>, 8 Kg/cm<sup>2</sup>, 10 Kg/cm<sup>2</sup>, 12.5 Kg/cm<sup>2</sup> & 16 Kg/cm<sup>2</sup> as defined in IS:4985. The pipes are provided with plain socket and suitable for solvent cement jointing.

Their main application is in agriculture for water supply, drip irrigation & sprinkler lines etc. as well as for drinking water distribution. However, these can also be used in cable ducting, ventilation pipe lines & slurry lines etc.

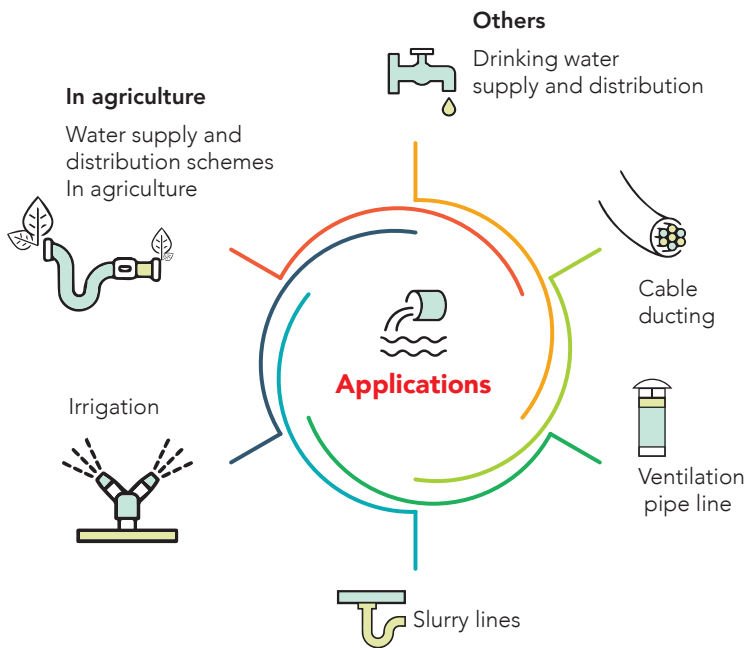
They are available in light grey colour and nominal length of 6 mtrs.

## Product range

• **Pipes:** 20 to 400 mm • **Fittings:** 20 to 250 mm

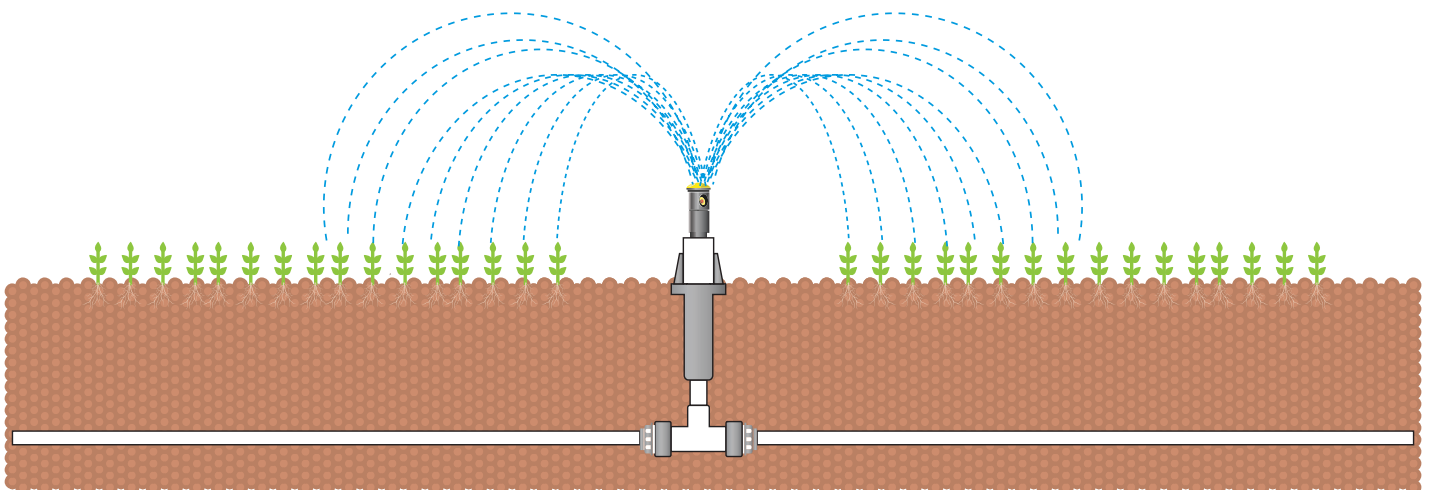
## Standards

Pipes				Fittings			
Size (mm)	Working Pressure (Kg/cm <sup>2</sup> )	Standard	End Connection	Size (mm)	Working Pressure (Kg/cm <sup>2</sup> )	Standard	End Connection
20 to 400	2.5, 4, 6, 8, & 12.5	IS 4985	Solvent Joint	20 to 250	4, 6, 10 & 16	IS 7834	Solvent Joint, Threads (For transition fittings)



## Features and benefits

- Light weight, easy to transport, store, handle and install. Saves labour
- Smooth bore ensures higher flow compared to G.I pipes and fittings of the same size. No clogging. Saves operational cost
- Solvent cement joint therefore quick installation
- Corrosion resistance, UPVC is rustproof material therefore bore diameter remains constant, ensuring constant flow over a lifetime
- Long working life (if operated under normal/recommended working conditions)
- Cost effective. Added value for your money



## Dimensions for Aquafit pipes

Nominal Outside Diameter (Nominal Size)	Mean Outside Diameter		Wall Thickness												Mean Socket Internal Diameter of Mid Point of Socket Length	
			Class 1 0.25 MPa 2.5 Kg/cm <sup>2</sup>		Class 2 0.40 MPa 4.0 Kg/cm <sup>2</sup>		Class 3 0.60 MPa 6.0 Kg/cm <sup>2</sup>		Class 4 0.80 MPa 8.0 Kg/cm <sup>2</sup>		Class 5 1.00 MPa 10.0 Kg/cm <sup>2</sup>		Class 6 1.25 MPa 12.5 Kg/cm <sup>2</sup>			
(mm)	Min (mm)	Max (mm)	Min (mm)	Max (mm)	Min (mm)	Max (mm)	Min (mm)	Max (mm)	Min (mm)	Max (mm)	Min (mm)	Max (mm)	Min (mm)	Max (mm)	Min (mm)	Max (mm)
20	20.0	20.3	-	-	-	-	-	-	-	-	1.1	1.5	1.4	1.8	20.1	20.3
25	25.0	25.0	-	-	-	-	-	-	1.2	1.6	1.4	1.8	1.7	2.1	25.1	25.3
32	32.0	32.3	-	-	-	-	-	-	1.5	1.9	1.8	2.2	2.2	2.7	32.1	32.3
40	40.0	40.3	-	-	-	-	1.4	1.8	1.8	2.2	2.2	2.7	2.8	3.3	40.1	40.3
50	50.0	50.3	-	-	-	-	1.7	2.1	2.3	2.8	2.8	3.3	3.4	4.0	50.1	50.3
63	63.0	63.3	-	-	1.5	1.9	2.2	2.7	2.8	3.3	3.5	4.1	4.3	5.0	63.1	63.3
75	75.0	75.3	-	-	1.8	2.2	2.6	3.1	3.4	4.0	4.2	4.9	5.1	5.9	75.1	75.3
90	90.0	90.3	1.3	1.7	2.1	2.6	3.1	3.7	4.0	4.6	5.0	5.7	6.1	7.1	90.1	90.3
110	110.0	110.4	1.6	2.0	2.5	3.0	3.7	4.3	4.9	5.6	6.1	7.1	7.5	8.7	110.1	110.4
125	125.0	125.4	1.8	2.2	2.9	3.4	4.3	5.0	5.6	6.4	6.9	8.0	8.5	9.8	125.1	125.4
140	140.0	140.5	2.0	2.4	3.2	3.8	4.8	5.5	6.3	7.3	7.7	8.9	9.5	11.0	140.2	140.5
160	160.0	160.5	2.3	2.8	3.7	4.3	5.4	6.2	7.2	8.3	8.8	10.2	10.9	12.6	160.2	160.5
180	180.0	180.6	2.6	3.1	4.2	4.9	6.1	7.1	8.0	9.2	9.9	11.4	12.2	14.1	180.2	180.5
200	200.0	200.6	2.9	3.4	4.6	5.3	6.8	7.9	8.9	10.3	11.0	12.7	13.6	15.7	200.3	200.6
225	225.0	225.7	3.3	3.9	5.2	6.0	7.6	8.8	10.0	11.5	12.4	14.3	15.3	17.6	225.3	225.7
250	250.0	250.8	3.6	4.2	5.7	6.5	8.5	9.8	11.2	12.9	13.8	15.9	17.0	19.6	250.4	250.8
280	280.0	280.9	4.1	4.8	6.4	7.4	9.5	11.0	12.5	14.4	15.4	17.8	19.0	21.9	280.4	280.9
315	315.0	316.0	4.6	5.3	7.2	8.3	10.7	12.4	14.0	16.1	17.3	19.9	21.4	24.7	315.4	316.0
355	355.0	356.1	5.1	5.9	8.1	9.4	12.0	13.8	15.8	18.2	19.6	22.6	24.1	27.8	355.4	356.0
400	400.0	401.2	5.8	6.7	9.1	10.5	13.5	15.6	17.8	20.5	22.0	25.3	27.2	31.3	400.4	401.0

Note: Pipes available with ISI mark except 400 mm.

## Properties of UPVC Pipes

### Mechanical

Tensile Strength	:	415 - 525 Kg/cm <sup>2</sup>
Compression Strength	:	550 - 910 Kg/cm <sup>2</sup>
Flexural Strength	:	680 - 1100 Kg/cm <sup>2</sup>
Izod Impact Strength	:	4 - 5 Kg/cm <sup>2</sup>
Shore Hardness	:	D 65 - 85

### Thermal

Co-efficient of Linear Expansion:	0.08 mm/M°C
Vicat Softening Temperature	>78°C
Max. Operating Temperature	60°C

## Standards, Quality Control and Testing

The manufacturing and testing is done for pipes in accordance with IS: 4985  
All the above pipes, except non-pressure pipes are tested for potable water supplies in accordance with their relevant standards and as per the test methods given in IS: 12235

## Hazen - William's Flow Co-efficient Comparison

Pipe Material	PVC	A. C.	G. I.	C. I.
Flow Co-efficient	150	130	110	100

## Pressure Rating vs Temperature Derating Factor

Temp Deg (C )	Derating factor
0-25	1
27	0.95
30	0.89
35	0.79
40	0.71
45	0.63
50	0.42
55	0.34
60	0.25

As the temperature of fluid flowing through installation increases, the pressure withstanding capacity of installation wall decreases. So to find out the pressure rating of PVC Pipes & Fittings at required temperature, multiply, the pressure rating of Pipes & Fittings by derating factor given in table.

### Example:

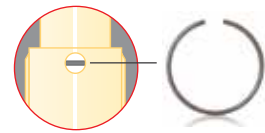
Rated pressure of installed system 10 Kg,  
Up to 25°C, the system can stand 10 Kg pressure,  
If Temperature is 40°C, derating factor is 0.71,  
Therefore  $10 \times 0.71 = 7.1$  Kg.  
So, the system can withstand 7.1 Kg.



# SAFEFIT<sup>®</sup>

Borewell Systems

**LIGHT WEIGHT.  
LOW MAINTENANCE.  
HIGH RESISTANCE.**



**CIRCLIP INSIDE**  
Patent Pending

Pipes as per  
IS 12818



## Overview

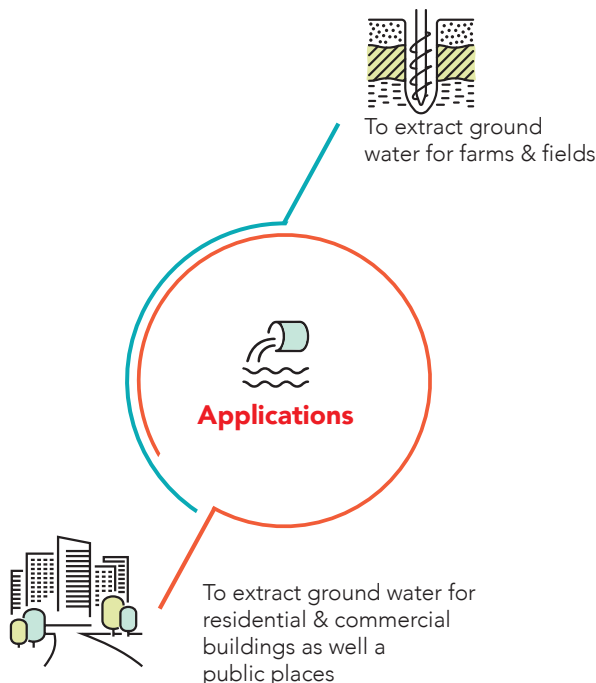
Designed to be used in borewell applications, these piping systems are made from a high-quality PVC compound that ensures they have high tensile strength, can withstand high impact and have minimum water friction. What makes them even more unique is the CIRCLIP locking system designed specially to withstand pressure during underground water extraction.

## Product range

- **Screen Pipes:**  
40 to 250 mm (1½" to 10")
- **Casing Pipes:**  
40 to 250 mm (1½" to 10")
- **Rising Main Pipes:**  
25 to 100 mm (1" to 4")
- **Bell Form Pipes - V4:**  
25, 32, 40 mm (1", 1¼", 1½")

## Standards

Pipes				
Pipes	Type	Size (mm)	Standard	End Connection
Screen Pipes	Ribbed Screen	40 to 250 (1½" to 10")	IS 12818	Threaded Joint
	Plain Screen - CM	200 to 250 (8" to 10")		
	Plain Screen - CS	200 to 250 (8" to 10")		
Casing Pipes	Casing Pipes - CM	40 to 250 (1½" to 10")		
	Casing Pipes - CS	150 to 250 (6" to 10")		
	Casing Pipes - CD	100 to 250 (4" to 10")		
Rising Main Pipes	V4 - Pipes	25 to 40 (1" to 1½")	-	-
	Medium, Standard	25 to 100 (1" to 4")		
	Heavy Duty Pipes	32 to 100 (1¼" to 4")		
Bell Form Pipes	V4	25, 32, 40 (1", 1¼", 1½")		



## Features and benefits

- Easy to transport, store, handle and install
- Saves labour & installation cost
- Smooth bore ensures no clogging and higher flow compared to G.I. pipeline of the same size
- Bore diameter remains constant, ensuring constant flow over lifetime
- Superior resistance to most of the chemicals - no scaling makes the system almost maintenance-free
- Long life

**Dimensions of Medium Well Screen (RMS) &  
Deep Well Screen (RDS) Pipes with Ribs / Ribbed Screen Pipes**

Nominal Diameter (DN)		Mean Outer Diameter of the Pipe (d) (mm)		Medium Well Screen (RMS)			Deep Well Screen (RDS)		
				Mean Outer Diameter over Connection, (d's')	Wall Thickness 'e' (under ribs) (mm)		Mean Outer Diameter over Connection, (d's')	Wall Thickness, 'e' (mm)	
mm	inches	Min	Max	Max	Min	Max	Max	Min	Max
40.0	1½	52.00	52.20	56.00	3.50	4.00	--	--	--
50.0	2	64.00	64.20	69.00	4.00	4.60	--	--	--
80.0	3	92.00	92.30	98.00	4.00	4.60	--	--	--
100.0	4	117.00	117.30	124.00	5.00	5.70	129.00	7.00	7.90
115.0	4½	129.00	129.30	--	--	--	141.00	7.50	8.50
125.0	5	144.00	144.40	154.00	6.50	7.30	156.00	8.00	9.00
150.0	6	169.00	169.40	182.00	7.50	8.50	184.00	9.50	10.70
175.0	7	204.00	204.50	219.00	8.80	9.80	221.00	11.80	13.60
200.0	8	229.00	229.50	247.00	10.00	11.20	251.00	13.00	14.80
250.0	10	284.00	284.50	302.00	12.50	14.00	309.00	16.00	17.60
300.0	12	334.00	334.60	356.00	14.50	16.20	363.00	19.00	21.00
350.0	14	404.00	404.70	432.00	17.50	19.50	437.00	21.50	23.90
400.0	16	454.00	454.80	483.00	19.50	21.70	494.00	23.50	26.10

**Dimensions of Plain Medium Well Screen (PMS) &  
Plain Deep Well Screen (PDS) Pipes**

Nominal Diameter (DN)		Mean Outer Diameter of the Pipe (d) (mm)		Plain Medium Well Screen (PMS)			Plain Deep Well Screen (PDS)				
				Mean Outer Diameter over Connection, (d's')	Wall Thickness 'e' (mm)		Outer Diameter at any point d'e' (mm)		Mean Outer Diameter over Connection, (d's')	Wall Thickness, 'e' (mm)	
mm	inches	Min	Max	Max	Min	Max	Min	Max	Max	Min	Max
200.0	8	225.00	225.50	243.00	10.00	11.20	224.50	225.80	247.00	13.00	14.80
250.0	10	280.00	280.50	298.00	12.50	14.00	279.40	280.80	304.00	16.00	17.60
300.0	12	330.00	330.60	352.00	14.50	16.20	329.30	331.00	359.00	19.00	21.00
350.0	14	400.00	400.70	428.00	17.50	19.50	399.20	401.20	433.00	21.50	23.90
400.0	16	450.00	450.80	479.00	19.50	21.70	449.10	451.30	490.00	23.50	26.10

## Dimensions of Medium Well Casing (CM) & Shallow Well Casing (CS) Pipes

Nominal Diameter (DN)		Mean Outer Diameter of the Pipe (d) (mm)		Medium Well Casing (CM) Pipes			Shallow Well Casing (CS) Pipes		
				Mean Outer Diameter over Connection, (d's')	Wall Thickness 'e' (under ribs) (mm)		Mean Outer Diameter over Connection, (d's')	Wall Thickness, 'e' (mm)	
mm	inches	Min	Max	Max	Min	Max	Max	Min	Max
40.0	1½	48.00	48.20	52.00	3.50	4.00	--	--	--
50.0	2	60.00	60.20	65.00	4.00	4.60	--	--	--
80.0	3	88.00	88.30	94.00	4.00	4.60	--	--	--
100.0	4	113.00	113.30	120.00	5.00	5.70	--	--	--
125.0	5	140.00	140.40	150.00	6.50	7.30	--	--	--
150.0	6	165.00	165.40	178.00	7.50	8.50	174.00	5.70	6.50
175.0	7	200.00	200.50	215.00	8.80	9.80	211.00	7.00	7.80
200.0	8	225.00	225.50	243.00	10.00	11.20	238.00	7.60	8.80
250.0	10	280.00	280.50	298.00	12.50	14.00	292.00	9.60	11.00
300.0	12	330.00	330.60	352.00	14.50	16.20	--	--	--

**Note:** 32 mm (1¼") Nominal Diameter pipes are available on special request.

## Dimensions of Deep Well Casing (CD) Pipes

Nominal Diameter (DN)		Mean Outer Diameter of the Pipe d'em' (mm)		Outer Diameter at any point d'e' (mm)		Mean Outer Diameter over Connection, (d's')	Wall Thickness, 'e' (mm)	
mm	inches	Min	Max	Min	Max	Max	Min	Max
100.0	4	113.00	113.30	112.80	113.40	125.00	7.00	7.90
115.0	4½	125.00	125.30	124.90	125.40	137.00	7.50	8.50
125.0	5	140.00	140.40	139.70	140.50	152.00	8.00	9.00
150.0	6	165.00	165.40	164.60	165.60	180.00	9.50	10.70
175.0	7	200.00	200.50	199.60	200.60	217.00	11.80	13.60
200.0	8	225.00	225.50	224.50	225.80	247.00	13.00	14.80
250.0	10	280.00	280.50	279.40	280.80	304.00	16.00	17.60
300.0	12	330.00	330.60	329.30	331.00	359.00	19.00	21.00
350.0	14	400.00	400.70	399.20	401.20	433.00	21.50	23.90
400.0	16	450.00	450.80	449.10	451.30	490.00	23.50	26.10

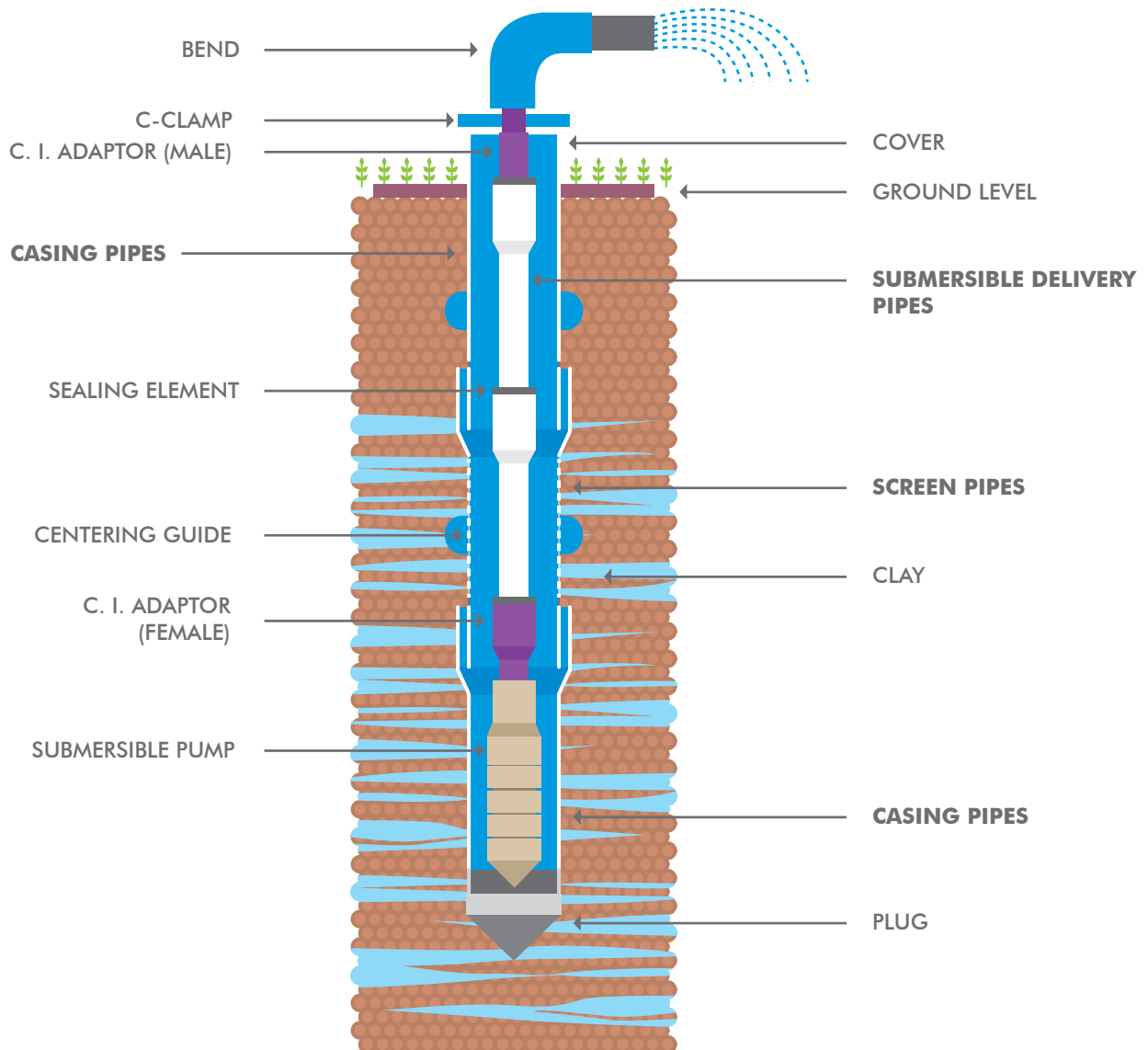
## Specification of Safelit Submersible Delivery Pipes / Rising Main Pipes

Product OD - Outside Dia. ND - Nominal Dia. in mm			Pressure Kg/cm <sup>2</sup>	Safe total Pump Delivery Head (m)	Ultimate Breaking Load (Kg)	Safe Pulling Load (Kg)	Screen Colour	STD Packing
Size	Type	Category						
1 OD-33.30 ND-25.00	Coupler	V4	12.5	125	850	500	Royal Claret	28
		V4	17	170	950	600	Green	
		Medium	22	220	1250	750	Orange	
		Std	38	380	1750	1100	Red	
1¼ OD-42.10 ND-32.00	Coupler	V4	12.5	125	1350	800	Royal Claret	20
		V4	17	170	1500	900	Green	
		Medium	21	210	1725	1000	Orange	
		Std	30	300	2350	1400	Red	
		Heavy	39	390	2900	1750	Blue	
1½ OD-48.20 ND-40.00	Coupler	V4	16	160	1850	1100	Green	16
		Medium	22	220	2400	1450	Orange	
		Std	26	260	2750	1650	Red	
		Heavy	39	390	3700	2250	Blue	
2 OD-60.20 ND-50.00	Coupler	Medium	14	140	2450	1450	Orange	12
		Std	20	200	3500	2100	Red	
		Heavy	27	270	4600	2800	Blue	
2½ OD-75.00 ND-65.00	Coupler	Medium	11	110	3100	1800	Orange	8
		Std	16	160	4500	2700	Red	
		Heavy	26	260	6450	3900	Blue	
3 OD-88.00 ND-80.00	Coupler	Medium	11	110	4100	2450	Orange	6
		Std	17	170	6400	3800	Red	
		Heavy	26	260	8900	5300	Blue	
4 OD-113.00 ND-100.00	Coupler	Medium	10	100	6500	3900	Orange	4
		Std	15	150	9250	5550	Red	
		Heavy	26	260	14450	8700	Blue	

**Note:** Submersible Pipes with "Bell Form" available on 1" & 1¼" -V4 category with 12.5 & 17Kg Pressure rating.



**Typical layout of Borewell**



▲  
Casing Pipes



▲  
Screen Pipes



▲  
Submersible  
Delivery Pipes



▲  
Bell Form  
Coupler

ZERO DEFECT CHOICE



# STOREREFIT™

Paani Ka Bank

THE QUALITY YOU LOVE IN PRINCE PIPES,  
NOW IN A WATER TANK!



Upto  
**10% EXTRA\***  
STORAGE CAPACITY

As per  
IS 12701:1996



CM/L- 7700161513

ZERO DEFECT CHOICE

## Overview

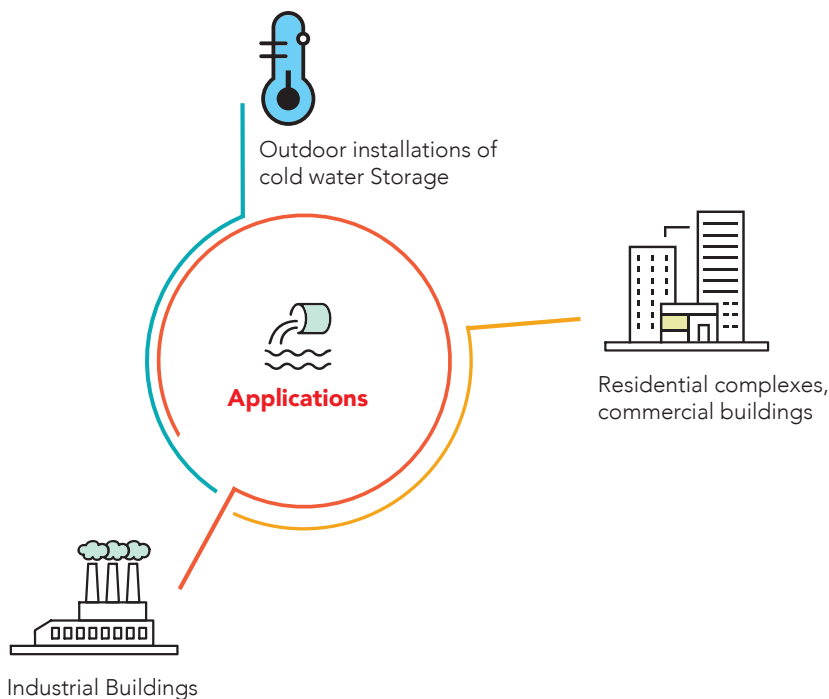
Pipes brings its mastery of PVC to a new segment: Prince Storefit Water Tanks as part of the company's introductory range of overhead water storage solutions. The products are manufactured using the roto moulding process and finds extensive use for installation at home, offices, factories, commercial places and hospitals that need large volumes of hygienic water storages. Designed with 3 layer insulation- Outer white layer for UV resistance, Insulated black middle layer: maintains water temperature lower than ambient temperature, Inner food grade polymer layer: prevents water contamination. Storefit - Paani Ka Bank comes with a 5 year warranty.

## Product range

- **Tanks:** 500 to 10,000 Litres

## Standards

Tanks		
Size (Capacity in Litres)	Standard	Compatible Products
500, 750, 1000, 1500, 2000, 3000, 5000 & 10,000	IS 12701:1996*	<ul style="list-style-type: none"> <li>• FlowGuard CPVC Pipes</li> <li>• Easyfit UPVC Pipes</li> <li>• Ball Valves</li> <li>• CPVC &amp; UPVC Fittings</li> <li>• Solvents</li> </ul>



## Features and benefits

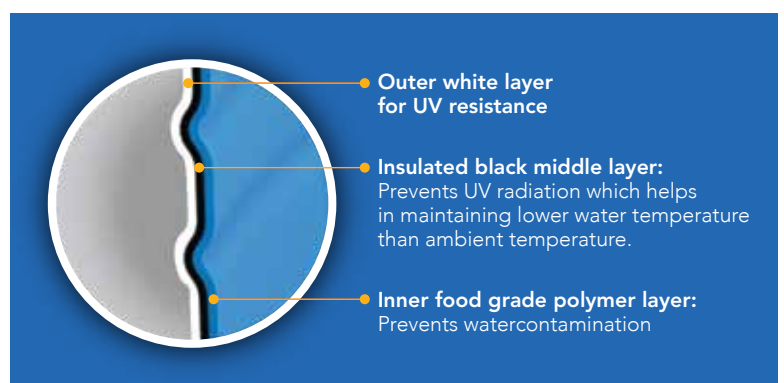
- **UV Stabilization:** UV stabilized material prevents degradation and ensures no environmental stress, cracking, chalking or loss in the physical properties of the tank.
- **Food Grade:** Safe for drinking
- **Built Stronger:** Extra ribs for enhanced durability. Reduced bulging with full tank. Minimized chances of bursting under pressure.
- **Easy Installation:** Provision of multiple plumbing inlets and outlets for the ease of connection.
- **Threaded Lid:** Enhances the life of cover. Keeps water free from dust and flies.
- **Air Ventilator:** Built-in ventilator allows water to breathe (to natural oxygen level) and stay fresh. They also help to avoid deformations.
- **UV Protection Cover:** Additional black cover below the lid to prevent entering of UV rays from the top opening of tank.
- **Antimicrobial:** Inner layer added with silver based antimicrobial agent which prevents bacterial growth and keeps water fresh.

## Dimensions

Storefit water tanks come in a wide range of sizes to cater to your specific needs.

Size (Capacity in Litres)	Diameter	Height	Lid
	(inches)	(inches)	(inches)
500	35	40	18
750	40	44	18
1000	42	52	18
1500	49	58	18
2000	54	62	18
3000	63	69	18
5000	75	81	18
10000	86	122	18

## Designed With 3-layer Insulation



Note: Upto 10,000 litres available only at Dadra Plant

\*ISI approval tanks are available at Dadra plant upto 3000 litres (two layer)

# Prince Zero Defect Network



## **PRINCE PIPES AND FITTINGS LIMITED**

Mfg. & Exporters of UPVC, CPVC, PPR & HDPE Pipes, Fittings, Valves & Water Tanks

**Disclaimer:** All information contained in this manual is given in good faith and believed to be accurate and reliable. No responsibility can be accepted for any error, omissions or incorrect assumptions. Any specification can change without prior notice. All the images are shown for representation purposes only.